

Job #	Priority	Infrastructure Jobs that require volunteers to fix		Owner	Job Started (Y/N)			
Ctrl + Click to open	1=Hi 5=Low	Brief Description of Job	Location			Volunteers/Helpers (please enter your name)	Comments	Date Completed
<a href="#">1</a>		Persistent leak from shower tray + other jobs	Room 1 - En-suite		done		Dave C investigating	18/02/2025
<a href="#">2</a>		Windblown gravel needs to clean out of gutters	Gutters (accommodation block)		done	Butch & team		20/03/2025
<a href="#">3</a>		Hallway & Fire door window surround requires attention	Accom Corridor		done	Martin Sloan		23/02/2025
<a href="#">4</a>		Clad doors to cover holes. Door bottoms poor condition.	Glider Store Double Door Repair		done			01/11/2024
<a href="#">5</a>		Kitchen gutter end stop leaking. Water running down wall.	Kitchen Gutter - West face	Ian Reily	done			17/02/2025
<a href="#">6</a>		Window is not fitting frame and does not open/close easily.	Room 8 & 9 Window Frames	Andrew Sherrington	done			03/03/2025
<a href="#">7</a>	1	Inside of Lobby needs to refurbished	Dining Room Lobby		y	Martin Sloan	Waiting for new roof before plastering	
<a href="#">8</a>	2	One rectangular window unit is misty. Needs replacing.	Clubhouse Door - Main Entrance		n			
<a href="#">9</a>	3	Small holes in asbestos roof require patching	Hangar Roof	Ian Reily	n		A specialist job	
<a href="#">10</a>	5	Bar Fridge appears to have failed	Bar	RB	n		Will order new unit	
<a href="#">11</a>	3	Electric meters are not installed for Private Owner use.	Trailer Rail - North Side		n		A specialist job	
<a href="#">12</a>	5	Construct a Disabled Ramp into Clubhouse & Install drains	Clubhouse Entrance		n		Tentative design done. Gutters on site.	
<a href="#">13</a>	3	Broken Trailer Hitch Rail requires repair	Trailer Hitch Rail - North Side		n		Either Welding or bolting drilled plate.	
<a href="#">14</a>	2	Dead Tree/ Wood Pile	N-Side Hangar & Caravan Park		y	Mike W cut down		
<a href="#">15</a>	3	Slipped panels require reposition/fixing.	North Side Hangar Lower Roof Skirt		n		North Side needs attention	
<a href="#">16</a>	2	Door Closer need changing	Kitchen		n	Mark Wakeham	Ladies done. Kitchen is next	
<a href="#">17</a>	5	Electric LPG & Manual LPG Pump needs protective Housing	LPG Enclosure		n		Manual pump not yet installed	
<a href="#">18</a>	5	Redecorate/ Painting etc	Clubhouse Rooms/Bedrooms		n			
<a href="#">19</a>	3	Re-Felt and make Waterproof	NW Lobby Roof	Ian Reilly	n		A specialist job	
<a href="#">20</a>		Running Outlet needs to be fixed	North Hangar Gutter		done	Ian Reily	A specialist job	
<a href="#">21</a>	2	Prep & Re-Paint with Masonary Paint	Clubhouse Exterior Walls		n		4 tins paint on site	
<a href="#">22</a>	3	Finish Rendering previous repairs	West Face of Clubhouse	RB	y		waiting for better weather	
<a href="#">23</a>	3	Install Roller Blinds in Bay Windows	Clubhouse Dining Room		n		Blinds to fit are in the clubhouse.	
<a href="#">24</a>	4	Learn Club's Water Distribution System & Document.	Club Site	T Murphy & C.Page	n			
<a href="#">25</a>		Install new PilotAware Antennas	Radio Mast	Mike J	done			
<a href="#">26</a>	5	Water Ram Pump needs to be returned to service	Workshop		n			
<a href="#">27</a>		Replace Floodlights with PIR/LED Lights	Car Park	Steve Rudge	done			

Infrastructure Defect No.	1
Location	Room 1 - En-suite
Date	Aug-24
Description	Persistent leak from shower tray + other jobs

The panel beneath the shower tray needs to be removed.  
The shower screen also need to be cleaned. When re-installing shower screen, be mindful of the silicone sealant. Look on YouTube to see how this is meant to be done.  
This is not a job that can be done on a single day and might require additional plumbing parts.

#### Comments

Other work required : Minor cracks in wall above skirting boards Door stop needs fitting Window surrounds need sanding down and re-painting Extractor fan is noisy and needs cleaning. If bearings gone. Replace.

#### Photos



Infrastructure Defect No.	2
Location	Gutters (accommodation block)
Date	Nov-23
Description	Windblown gravel needs to clean out of gutters
<p>Access the roof and clean out using trowel or gloved hands. Check all gutters and down pipes for missing/broken parts. Missing brackets. Need to be assessed and replacements sourced and fixed.</p>	
Comments	
<p>.</p>	
Photos	


Infrastructure Defect No.	3
Location	Accom Corridor
Date	
Description	Hallway & Fire door window surround requires attention

Wood frame around window is rotten. Needs repacing and painting.  
 Some bedroom door surrounds need painting with white gloss. Presently they are in white primer. Bedroom doors need cleaning. Corridor door handle needs spring as handle is flopping down.  
 Fire door surround requires repair.


Comments

*Door 'push-plate' needs installing. 13.1m long and 1.30m Recessed door-door) is max width.*

Photos



25 01 2025



25 01 2025

Infrastructure Defect No.	4
Location	Glider Store Double Door Repair
Date	
Description	Clad doors to cover holes. Door bottoms poor condition.
<div>A temporary repair is to use aluminium sheets and screw to the bottom of the doors. Alternatively, use sheets of ply.</div>	
<div>Comments</div> <div>.</div>	
<div>Photos</div>	

Infrastructure Defect No.	5
Location	Kitchen Gutter - West face
Date	Jan-25
Description	Kitchen gutter end stop leaking. Water running down wall.

Missing/or misaligned roof gutter parts need remedial work. The end stop is leaking badly allowing water to run down the exterior wall. New parts may be required. Step ladder work required and working on the kitchen flat roof.

#### Comments

N-S gutter above kitchen is 112mm half-round and down pipe 69mm diameter. E-W gutter perpendicular to that above, is 7" half-round.

There may be existing parts in the old MT shed but check with Dave Crowson they are not his.





Infrastructure Defect No.	6
Location	Room 8 & 9 Window Frames
Date	
Description	Window is not fitting frame and does not open/close easily.

The window will require measurement and might involve new hinges and rubber seals. This is likely to be a two visit job as materials/spare parts are not available on site. Investigate the problem. Take measurements and next visit, do repair. Ensure plastic spacers on frame (between lock handle and frame) are in place to ensure tight closure.



Infrastructure Defect No.	7
Location	Dining Room Lobby
Date	
Description	Inside of Lobby needs to refurbished


Due years of neglect, water has been leaking into the lobby. Refelting of the roof has been arranged which should cure the problem. Remove rotten plaster or any that is in poor condition. There is black mold on the walls so use dust masks with the outside doors open.

Comments

Any plaster removed can be used to fill the rabbit holes in front of the bay window.

Re-plastering might be the best option for this small area. This should not be a problem.

Photos





Infrastructure Defect No.	8
Location	Clubhouse Door - Main Entrance
Date	
Description	One rectangular window unit is misty. Needs replacing.
<div>Replace with new double glazed unit. Check door handle is working. Lubricate the mechanism.</div>	
Comments	
<div>. Measure and obtain replacement. Install. A two visit task,</div>	
Photos	

Infrastructure Defect No.	9
Location	Hangar Roof
Date	
Description	Small holes in asbestos roof require patching

There are a number of small holes in the asbestos sheet. Access from the outside is not possible due to the fragile roof, therefore. repairs will need to be done from the inside. Even access from inside is difficult due to the high roof.

#### Comments

Depending on the size if the hole, it may be nessassary to find a piece of sheet plastic/asbestos etc to fill the hole. Once this filler is in position, apply a piece of render mesh to cover the hole and a few inches around. Apply the liquid roof repair 'paste' (Cromopol) to the area. The Cromopol contains fibres so it should seal the gaps and make it waterproof. In the middle workshop there is a long role of render mesh. The mesh size is about 4mm. Cromopol in under the bench (north side Old MT.

#### Photos



Infrastructure Defect No.	10
Location	Bar
Date	
Description	Bar Fridge appears to have failed

Fridge is not cooling. Check thermostat, compressor.

Comments

Doug Arnold has reported that the unit is U/S. Replacement has been sourced and will be ordered when office is fully manned (for signing on delivery)..

Photos

Infrastructure Defect No.	11
Location	Trailer Rail - North Side
Date	
Description	Electric meters are not installed for Private Owner use.
<div>Connect the meters</div>	
<div>Comments</div> <div>. Not sure if parts are onsite. Obviously, this is a job for qualified electricians,</div>	
<div>Photos</div>	

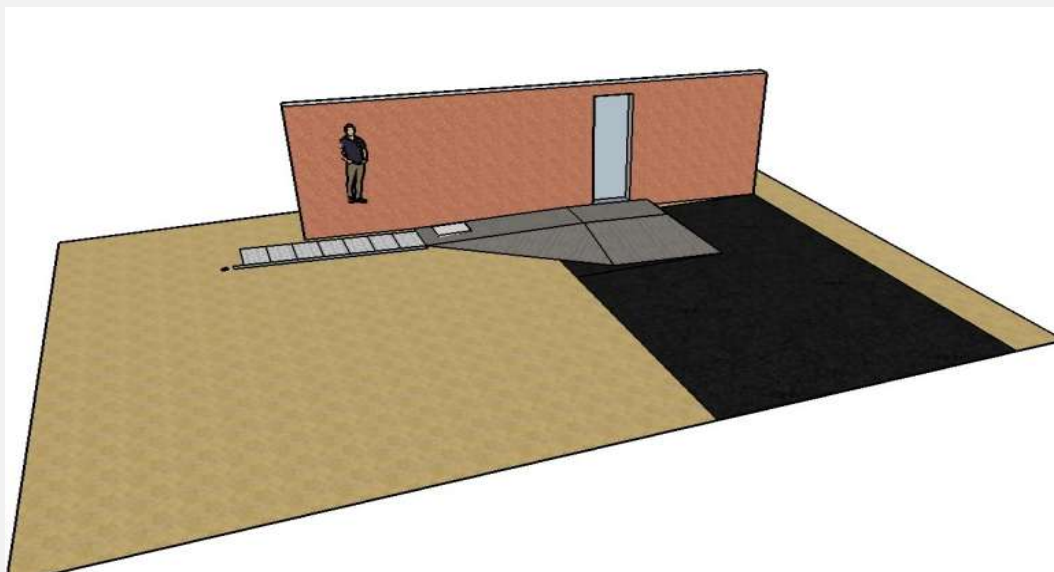
Infrastructure Defect No.	12
Location	Clubhouse Entrance
Date	
Description	Construct a Disabled Ramp into Clubhouse & Install drains

Design to follow but will involve building up ground to door level and constructing a ramp for wheelchair access. Re-lay walk-way slabs and install slotted gutter down length.

#### Comments

Using concrete and ballast, create a level platform at same height as doorway. Create ramp from door southwards. Using concrete raise existing ground to be at the same level as the door entry area. Raise existing manhole cover with a course of bricks. Repair inside of chamber. Relay walkway slabs & install lengths of slotted gutter on the east side of slabs. Ensure that the outlet from the gutter runs underneath the walkway to a suitable area between the accommodation and old workshops. Slotted gutter is stored in the middle workshop by ride on lawn mower.

#### Photos



Cut out manhole cover and raise to new ground level. Repair inside of chamber. Block pipes to prevent debris going down pipe. Isolate ladies toilet sinks.





Infrastructure Defect No.	13
Location	Trailer Hitch Rail - North Side
Date	
Description	Broken Trailer Hitch Rail requires repair

Trailer rail for spaces 002-004 (nr Hangar) requires weld or splicing.  
Weld or splice with bolted plate

Comments

Photos





Infrastructure Defect No.	14
Location	N-Side Hangar & Caravan Park
Date	
Description	Dead Tree/ Wood Pile

Dead trees need cutting down in caravan park. Logs from fallen tree need to be dealt with. If not claimed, transport to south trailer burn area.

#### Comments

.

#### Photos



Infrastructure Defect No. 14  
Locatic 0

*continued*



Infrastructure Defect No.	15
Location	North Side Hangar Lower Roof Skirt
Date	
Description	Slipped panels require reposition/fixing.

Slipped Panels. Some bottom panels on both North & South side of hangar have slipped. Needs a wooden piece attaching and the panels screwed into the wood.

#### Comments

.

#### Photos



Top Photo is North Side  
Botm Photos is Walk Way South Side by Office

Infrastructure Defect No.	16
Location	Kitchen
Date	
Description	Door Closer need changing

Mark Wakeham has changed the ladies toilet but the unit in the kitchen needs maintenance or changing.


Comments

One new changer is bench seat in lobby by office.

Photos





Infrastructure Defect No.	17
Location	LPG Enclosure
Date	
Description	Electric LPG & Manual LPG Pump needs protective Housing
<p>Ideally, a alumium protective cover that latches to base. Alumium sheets (from old trailer) available either in old MT Shed or at south end of trailer hitches. Existing electric switch will be replaced &amp; relocated.</p>	
Comments	
<p>A similar cover is required for the new Manual LPG Pump. This is due for install soon.</p> <p>Existing electric switch will be replaced &amp; relocated.</p>	
Photos	
	

Infrastructure Defect No.	18
Location	Clubhouse Rooms/Bedrooms
Date	
Description	Redecorate/ Painting etc
<p>Paint walls and woodwork with new paint. For the white gloss paintwork, use low odor water based paint.</p>	
<p>Comments</p> <p>This requires a colour scheme to be agreed and paint purchased. There are some open tins of paint under bench by payphone. Investigate. This is task for several people and one Team Leader to advise the others !</p>	
<p>Photos</p>	

Infrastructure Defect No.	19
Location	NW Lobby Roof
Date	
Description	Re-Felt and make Waterproof

Concrete slab on top of lobby requires waterproofing. The leaking gutter has been fixed so the roof should not be too wet.

Comments

. A job for a professional !


Photos

Infrastructure Defect No.	20
Location	North Hangar Gutter
Date	
Description	Running Outlet needs to be fixed

Gutter has been cleaned and repaired during last summer. The outlet is presently broken allowing water to run down side of building.

Comments

Photos



Infrastructure Defect No.	21
Location	Clubhouse Exterior Walls
Date	
Description	Prep & Re-Paint with Masonary Paint

Strim the grass and weeds that are along the base of the walls. Follow this with painting the walls. When complete and if there is the manpower, ideally, dig out the grass/turf and lay at least 30cm+ wide weed fabric. Then using wheel barrow, put down rock chippings along the base of the wall. This is a straightforward job that can be shared by several people.

#### Comments

Masonry paint is available and is in the hallway by the office. Brushes to be investigated but if you have any large brushes, please bring them !

#### Photos





Infrastructure Defect No.	22
Location	West Face of Clubhouse
Date	
Description	Finish Rendering previous repairs

A scratch coat of render has already been applied, making good the rotten water damaged render. A top-coat is now required to be done in good weather. Repaint accordingly.

#### Comments

. Simon Adlard has lent his splatter gun for the job. Splatter mix is 1 cement : 4 Plaster Sand.

#### Photos



Infrastructure Defect No.	23
Location	Clubhouse Dining Room
Date	
Description	Install Roller Blinds in Bay Windows
<div>There are a number of roller blinds that require fitting to the inside of the Bay Windows</div>	
<div>Comments</div> <div>. The blinds don't quite span the entire width of the windows but they should be Ok.. The blinds are available but need to check if the brackets are with the blinds. (The blinds are 2nd hand)</div>	
<div>Photos</div>	

Infrastructure Defect No.	24
Location	Club Site
Date	
Description	Learn Club's Water Distribution System & Document.
<p>As Dave Crowson know all but he wont be readily avaiable when he moves offsite. We need someone to learn how the water system works and then document it with diagrams and text. There is so much to know, this will take a few visits and you will need to collaborate with Dave,</p>	
<p>Comments</p> <p>Water system includes water springs on east and west face. Water treatment, distribution, storage and electrical pumps.</p>	
<p>Photos</p>	

Infrastructure Defect No.	25
Location	Radio Mast
Date	
Description	Install new PilotAware Antennas

Antennas require installing for PilotAware system.

Comments

Mike Jawarski has the latest details as he has been in touch with the PilotAware rep. However, Mike might need a bit of help with the actual install.

Photos

Infrastructure Defect No.	26
Location	Workshop
Date	
Description	Water Ram Pump needs to be returned to service

A donated Water RAM pump needs to be bought back to life. Essentially in good condition but needs a little bit of plumbing....and an understanding of hiw these things work.

#### Comments

Pump will be sited on the East Face spring to pump water to the black water tanks and also to water store.

#### Photos





Infrastructure Defect No.	27
Location	Car Park
Date	Jan-25
Description	Replace Floodlights with PIR/LED Lights
<div>Existing lights are unsatisfactory in that they are energy inefficient and light sensor/timer is difficult to adjust. New energy lights will be installed.</div>	
<div>Comments</div> <div>Team Leader is Steve Rudge (electrician) and might require help with cables and generally assisting him. Might involve stabilising ladder and passing tools etc</div>	
<div>Photos</div>	